

Moerus Worldwide Value Fund

Institutional Class (MOWIX)

Quarterly Fund Fact Sheet: March 31, 2024



FUND HIGHLIGHTS

Our Investment Philosophy is predicated on the belief that great long-term investment opportunities can arise out of the market placing too much weight on negative near-term factors, often obscuring or ignoring the long-term true value of a company. We seek to take advantage of this near-term dislocation in price and value by buying companies that we believe have survivability in the near-term and the ability to thrive in the long-term.

To do this, we utilize the following approach:

Asset-based Valuation Approach: We estimate what we believe are reasonable valuations of a company's current net assets and are not reliant on potential future earnings generation ability.

Bottom-up Portfolio Construction: We build the portfolio from the bottom up, without index composition considerations. Holdings overlap with the index tends to be low and active share tends to be high.

Concentrated Portfolio: The Fund generally has a more concentrated portfolio (15-50 securities), allowing for a focus on higher-conviction ideas while still retaining diversification benefits.

Focus on Well-Capitalized Companies: We believe this attribute gives companies a better ability to survive during difficult periods and build value over the longer-term.

Opportunistic Mandate: We have flexibility in terms of where we can invest. We tend to find opportunities in less-followed companies across both developed and emerging markets.

Long-term Investment Horizon: We are long-term investors and seek to take advantage of stock price dislocations due to what we believe are transient factors.

Flexibility on Cash Levels: We hold cash when compelling opportunities are not plentiful, which allows us to buy quickly when sentiment swings and near-term market disruptions create opportunities.

INVESTMENT OBJECTIVE

The Fund's objective is long-term capital appreciation.

Fund Overview

Inception Date:	June 1, 2016
Style:	Deep Value
Geographic Focus:	International
Market Cap. Focus:	All Cap
Fund Tickers:	Class Inst.: MOWIX Class N: MOWNX
Net Expenses*:	Class Inst.: 1.25% Class N: 1.50%
Gross Expenses:	Class Inst: 1.75% Class N: 2.00%
Fund Minimum:	Class Inst.: \$100,000 Class N: \$2,500
Number of Holdings:	15-50 positions
Fund AUM:	\$66 M
Firm AUM:	\$751 M

FUND PERFORMANCE

Trailing Returns (as of March 31, 2024):	One Month	Three Months	Year-to-Date	One Year	Annualized		
					Three Years	Five Years	Since Inception ¹
Moerus Worldwide Value Fund (Inst.)	6.04%	4.09%	4.09%	26.82%	14.04%	9.27%	7.78%
MSCI All Country World Index ex USA (Net) ²	3.13%	4.68%	4.68%	13.26%	1.93%	5.97%	6.78%
MSCI All Country World Index (Net) ³	3.14%	8.20%	8.20%	23.22%	6.96%	10.92%	10.84%
Calendar Year Returns:							
	2017	2018	2019	2020	2021	2022	2023
Moerus Worldwide Value Fund (Inst.)	19.35%	-19.46%	15.27%	-10.06%	18.33%	6.40%	24.80%
MSCI All Country World Index ex USA (Net) ²	27.19%	-14.20%	21.51%	10.65%	7.82%	-16.00%	15.62%
MSCI All Country World Index (Net) ³	23.97%	-9.41%	26.60%	16.25%	18.54%	-18.37%	22.20%

Past performance does not guarantee future results. The performance data quoted represents past performance and current returns may be lower or higher. Returns are shown net of fees and expenses and assume reinvestment of dividends and other income. The investment return and principal value will fluctuate so that an investor's shares, when redeemed, may be worth more or less than the original cost. Investment performance reflects expense limitations in effect. In the absence of such expense limitations, total return would be reduced.

*The Fund's adviser has contractually agreed to reduce its fees and/or absorb expenses of the Fund, until at least March 31, 2025, to ensure that total annual fund operating expenses after fee waiver and/or reimbursement (exclusive of any taxes, brokerage fees and commissions, borrowing costs, acquired fund fees and expenses, fees and expenses associated with investments in other collective investment vehicles or derivative instruments, or extraordinary expenses such as litigation) will not exceed 1.25% for Institutional Class Shares and 1.50% for Class N.




1. Inception date of the Moerus Worldwide Value Fund is June 1, 2016.

2. The MSCI All Country World Index ex USA (Net) is an unmanaged index consisting of 46 country indices comprised of 22 of 23 developed markets (excluding the US) and 24 emerging market country indices and is calculated with dividends reinvested after deduction of withholding tax. The Index is shown solely for comparison purposes and the underlying holdings of the Index may differ significantly from the portfolio. The Index is a trademark of MSCI Inc. and is not available for direct investment.

3. The MSCI All Country World Index (Net) is an unmanaged index consisting of 47 country indices comprised of 23 developed and 24 emerging market country indices and is calculated with dividends reinvested after deduction of withholding tax. The Index is shown solely for comparison purposes and the underlying holdings of the Index may differ significantly from the portfolio. The Index is a trademark of MSCI Inc. and is not available for direct investment.

Risk Disclosures: Investing in Mutual Funds involves risks including the possible loss of principal and there can be no assurance that any investment will achieve its objectives. International and in particular emerging country and frontier market investing involves increased risk and volatility due to currency fluctuations, economics and political conditions, and differences in financial reporting standards.

Contact Us:

 moeruscap.com
 1-844-MOERUS1
 ir@moeruscap.com

Moerus Worldwide Value Fund

Institutional Share Class (MOWIX)



Quarterly Fund Fact Sheet: March 31, 2024

Top 10 Positions

Company	GICS Industry Group	Country	% of Assets
Despegar.com Corp	Consumer Services	Argentina	5.04%
Hammerson PLC	Equity REITs	UK	3.64%
Grupo Financiero Galicia SA	Banks	Argentina	3.62%
International Petroleum Corp	Energy	Canada	3.56%
Natura &Co Holding SA	Household & Personal Products	Brazil	3.44%
Tidewater Inc	Energy	USA	3.19%
Conduit Holdings Ltd	Insurance	Bermuda	3.12%
Turkiye Sigorta AS	Insurance	Turkey	3.05%
Teck Resources Ltd	Materials	Canada	2.99%
LATAM Airlines Group SA	Transportation	Chile	2.91%
Total			34.57%

Country Weights (%)

Canada	27.31%
Argentina	10.75%
United States	9.94%
United Kingdom	8.17%
Brazil	5.91%
India	5.25%
Italy	4.99%
Bermuda	3.12%
Turkey	3.05%
Chile	2.91%
Australia	2.86%
Other	13.18%
Cash	2.57%
Total	100.0%

GICS Industry Group Weights (%)

Energy	15.99%
Banks	14.66%
Materials	13.63%
Financial Services	13.56%
Consumer Services	7.48%
Equity REITs	6.50%
Insurance	6.17%
Household & Personal Products	5.51%
Transportation	4.42%
Real Estate Management & Devel	4.34%
Capital Goods	2.69%
Consumer Staples Distribution	2.48%
Cash	2.57%
Total	100.0%

Portfolio Characteristics

	Fund	Benchmark ³
Number of Holdings:	38	2,231
Price / Book ⁴ :	0.91x	1.87x
Avg. Mkt. Capitalization:	\$7.8 bn	\$11.7 bn
Largest Holding (%):	5.04%	2.30%
Top Ten Holdings (%):	34.57%	12.17%
Active Share ⁵ (%):	99.72%	
Turnover ⁶ (1 year) (%):	37.18%	

Source: Bloomberg / MSCI.com

Portfolio holdings are subject to change at any time.

(3) Benchmark is the MSCI All Country World Index ex USA (Net).

(4) Price / Book is the price of the stock divided by its book value per share.

(5) Active share is a measure of a portfolio's differentiation from a benchmark index.

(6) Turnover is found by dividing the lesser of purchases or sales over the previous twelve months by the average of portfolio assets. The higher the turnover rate, the higher the transaction fees and potential taxable events for investors.

Market Capitalization Breakdown

Over \$10 billion	19.56%
\$4 billion - \$10 billion	26.08%
\$1 billion - \$4 billion	25.70%
Under \$1 billion	26.09%
Cash	2.57%
Total	100.0%

Portfolio Team

Amit Wadhwaney, Portfolio Manager: Amit has over 30 years of experience researching, analyzing, and investing in Developed, Emerging, and Frontier Markets. Amit has managed investment portfolios since 1996 and was previously Portfolio Manager and Partner at Third Avenue Management, where he managed the Third Avenue International Value Fund, Limited Partnership Vehicles, and Separately Managed Accounts.

Michael Campagna, CFA, Research Analyst: Michael has over 17 years of experience conducting research on and analyzing investment opportunities globally across a wide range of industries. Prior to joining Moerus, Michael worked alongside Amit and John as a Research Analyst at Third Avenue Management, where he joined the investment team in 2007.

John Mauro, CFA, Research Analyst: John has over 20 years of investment research experience, during which he has evaluated investment opportunities across a wide range of industries and geographic markets. Prior to joining Moerus, John worked alongside Amit and Michael as a Research Analyst at Third Avenue Management, where he joined the investment team in 2003.

Gabriel Tursi, CFA, Research Analyst: Gabe joined Moerus in 2018 and the investment team in April 2021, assisting in a wide array of research tasks. Prior to joining the investment team, he worked alongside Amit, Michael, and John assisting with trade settlements and other operations functions.

Investors should carefully consider the Fund's investment objectives, risks, charges, and expenses carefully before investing. This and other important information about the Funds are contained in the prospectus, which can be obtained by calling 1-844-MOERUS1 or visiting www.moeruscap.com. The prospectus should be read carefully before investing.

The Moerus Worldwide Value Fund is distributed by Foreside Fund Services, LLC, Member FINRA. © 2024, Moerus Capital Management.